

**BLOCK A - CLASSROOM**  
**SCALE - 1:100**

WINDOW SCHEDULE
T1: 980mm x 1440mm

- BLOCK A CLASSROOMS:** Scope of Works as per Stage 2 Assessment Report:
1. Remove paint from windows and install new vinyl film (wherever the windows were painted). REFER TO IMAGE BELOW.
  2. Concrete ramp leading onto walkway is informal. Demolish ramp and rebuild new. REFER TO IMAGE BELOW.
  3. Remove existing vinyl floor finishes and install new vinyl floor finishes in all classrooms. REFER TO TYPICAL VINYL FLOOR FINISHES DETAILS.
  4. All internal walls to be rubbed down, primed and repainted. REFER TO TYPICAL DETAILS.
  5. Damaged steel cupboards in 3 x classrooms to be removed and replaced. REFER TO SPEC BELOW.
  6. Informal step along columns in library to be removed and floor to be levelled flat prior to installation of new floor finishes. REFER TO IMAGE BELOW.



**REMOVE PAINT FROM EX. WINDOWS AND INSTALL NEW VINYL FILM WHERE THE WINDOWS WERE PAINTED.**

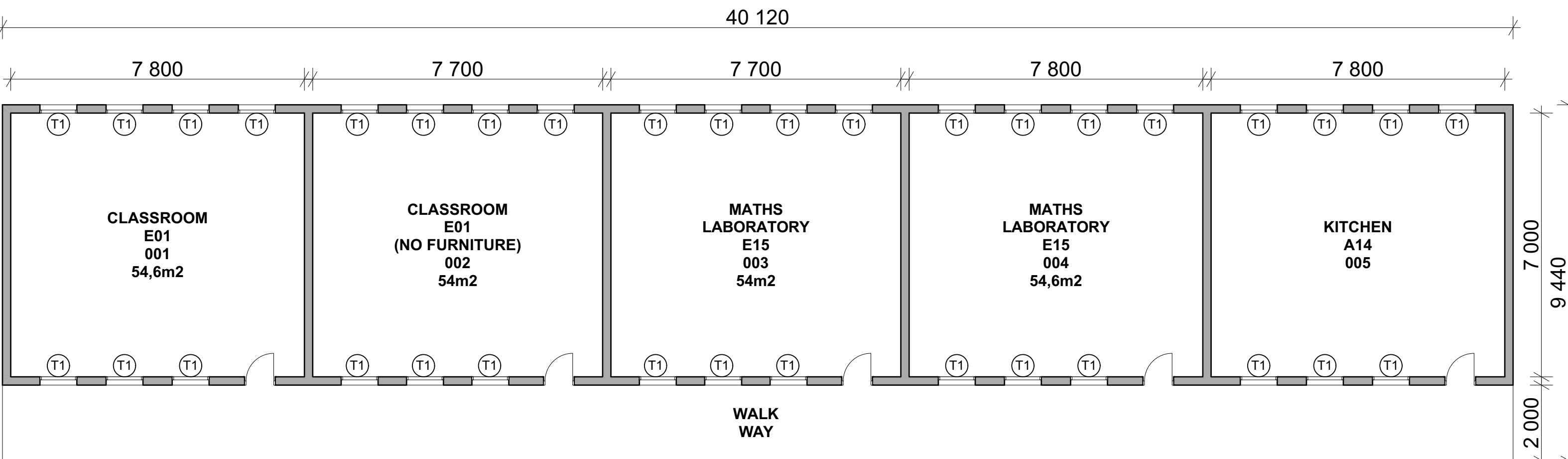
**CONCRETE RAMP LEADING ONTO WALKWAY IS INFORMAL. DEMOLISH RAMP AND BUILD NEW TO LATER DETAIL.**

**INFORMAL STEP ALONG COLUMNS IN LIBRARY TO BE REMOVED AND FLOOR TO BE LEVELLED FLAT PRIOR TO INSTALLATION OF NEW FLOOR FINISHES.**

**REPLACE 3 x STEEL CUPBOARDS IN CLASSROOMS.**

Remove 3 x existing steel cupboard and replace with new lockable steel cupboard - typical size: 1050mm width x 500mm depth x 2100mm high. All cupboards to have internal adjustable shelving.

- NOTES:**
1. All boundaries, dimensions and levels are to be checked on site before construction and any discrepancies are to be reported to the office of the Architect.
  2. Partial Review: Any discrepancies with site or other information is to be advised to the Architect and direction or approval is to be sought before the implementation of the detail.
  3. Do not scale this drawing.
  4. For the purpose of coordination, all relevant parties must check this information prior to implementation and report any discrepancies to the Architect.



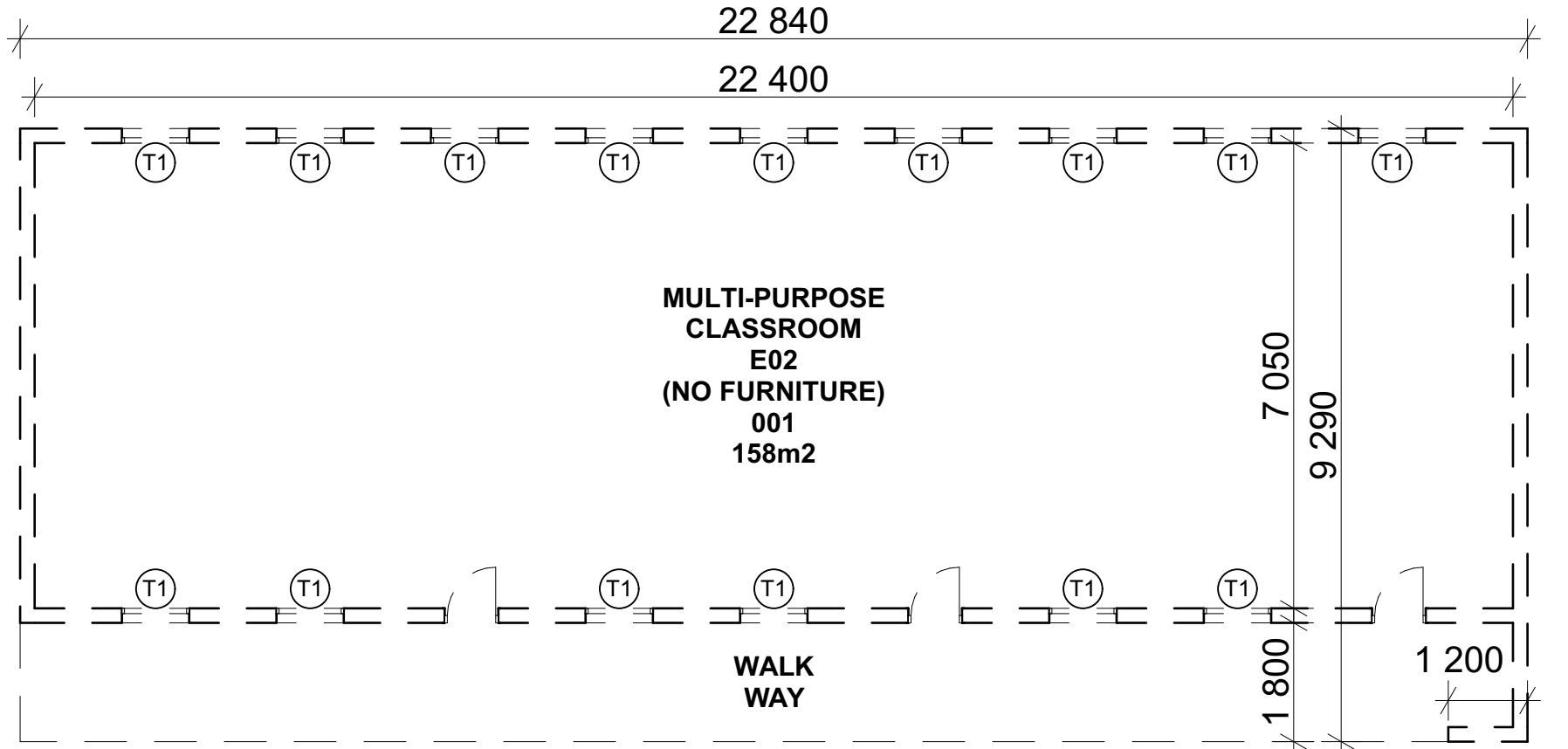
**BLOCK C - CLASSROOM**  
**SCALE - 1:100**

WINDOW SCHEDULE
T1: 980mm x 1440mm

- BLOCK C CLASSROOMS:** Scope of Works as per Stage 2 Assessment Report:
1. Remove paint from windows and install new vinyl film (wherever the windows were painted). REFER TO IMAGE BELOW.
  2. Remove existing vinyl floor finishes and install new vinyl floor finishes in all classrooms. REFER TO TYPICAL VINYL FLOOR FINISHES DETAILS.
  4. All internal walls to be rubbed down, primed and repainted. REFER TO TYPICAL DETAILS.
  5. Replace 1 x damaged light fitting in Maths Lab.

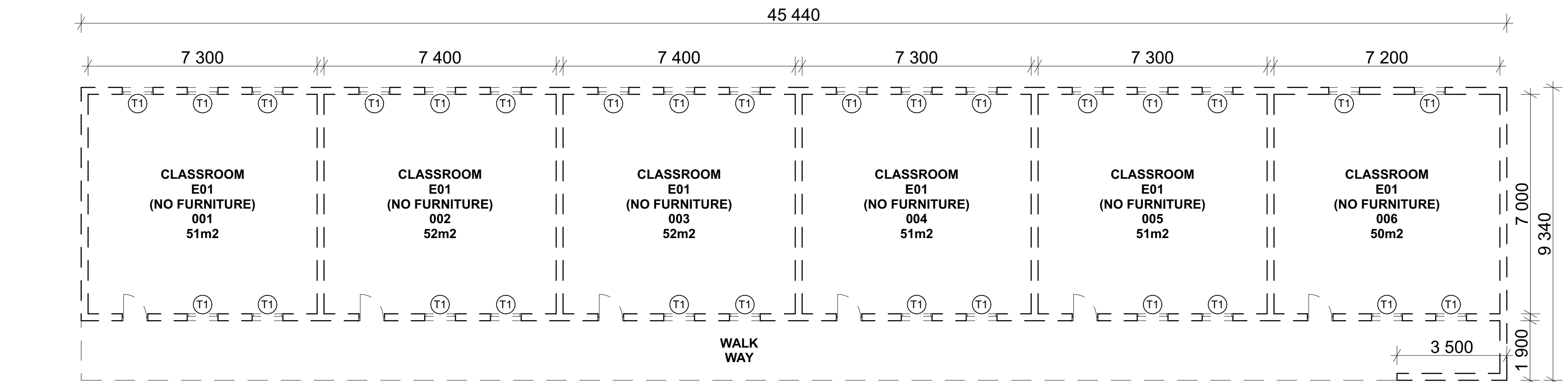


**REMOVE PAINT FROM EX. WINDOWS AND INSTALL NEW VINYL FILM WHERE THE WINDOWS WERE PAINTED.**



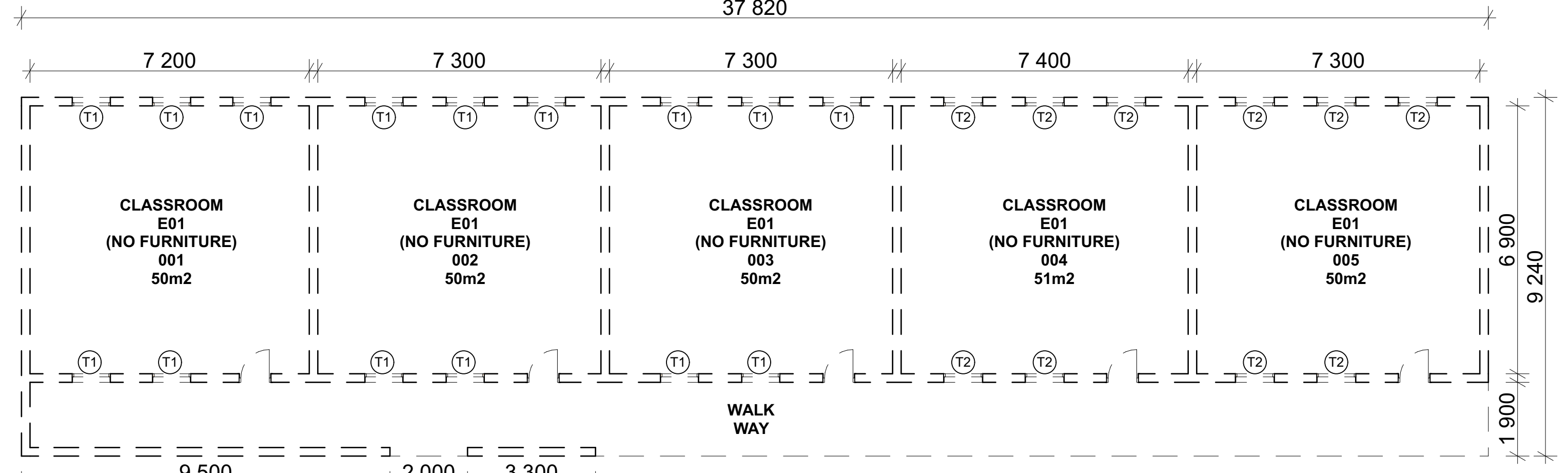
**BLOCK F - CLASSROOM TO BE DEMOLISHED**  
**SCALE - 1:100**

WINDOW SCHEDULE
T1: 1020mm x 1500mm



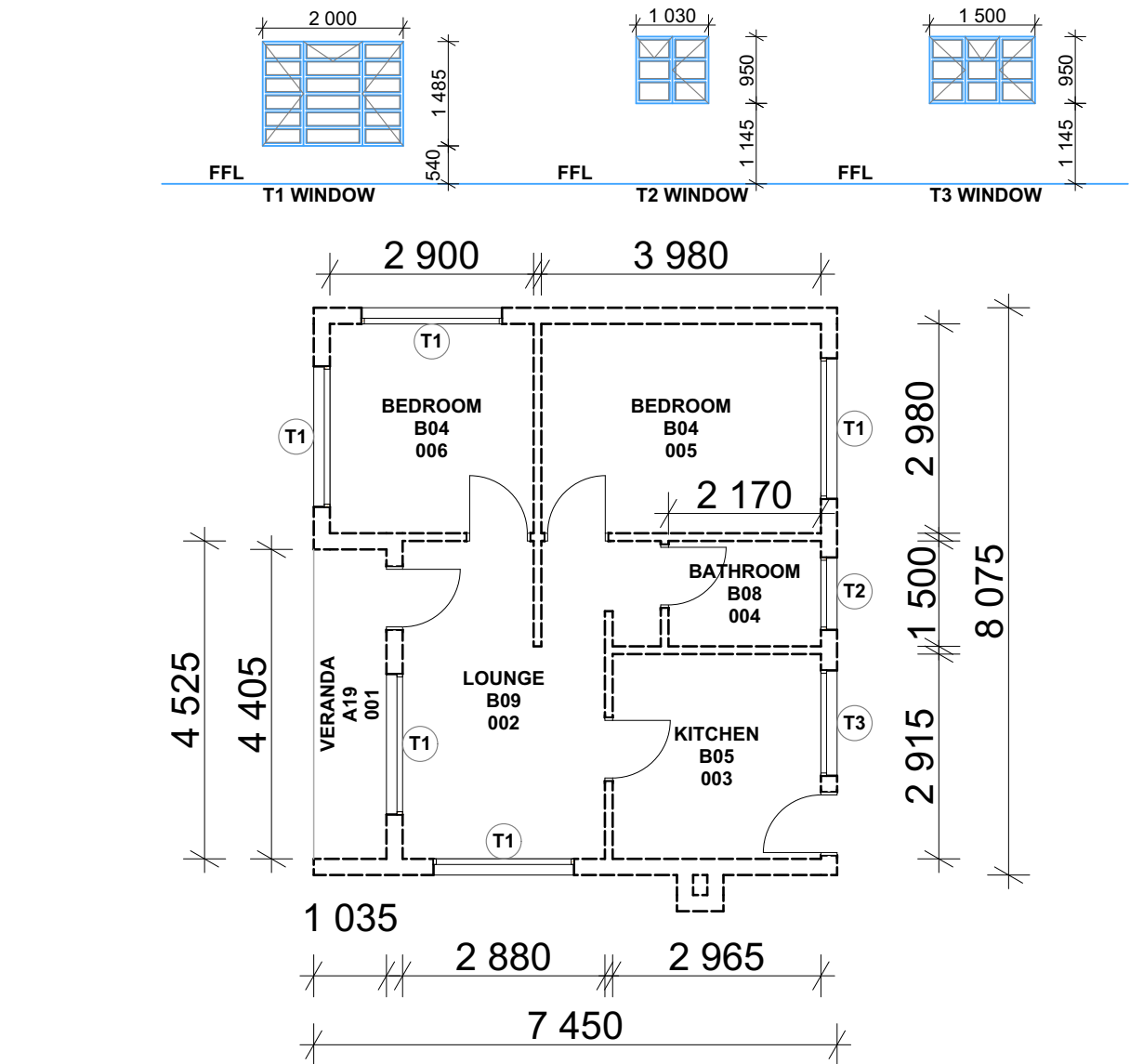
**BLOCK D - CLASSROOM TO BE DEMOLISHED**  
**SCALE - 1:100**

WINDOW SCHEDULE
T1: 980mm x 1440mm

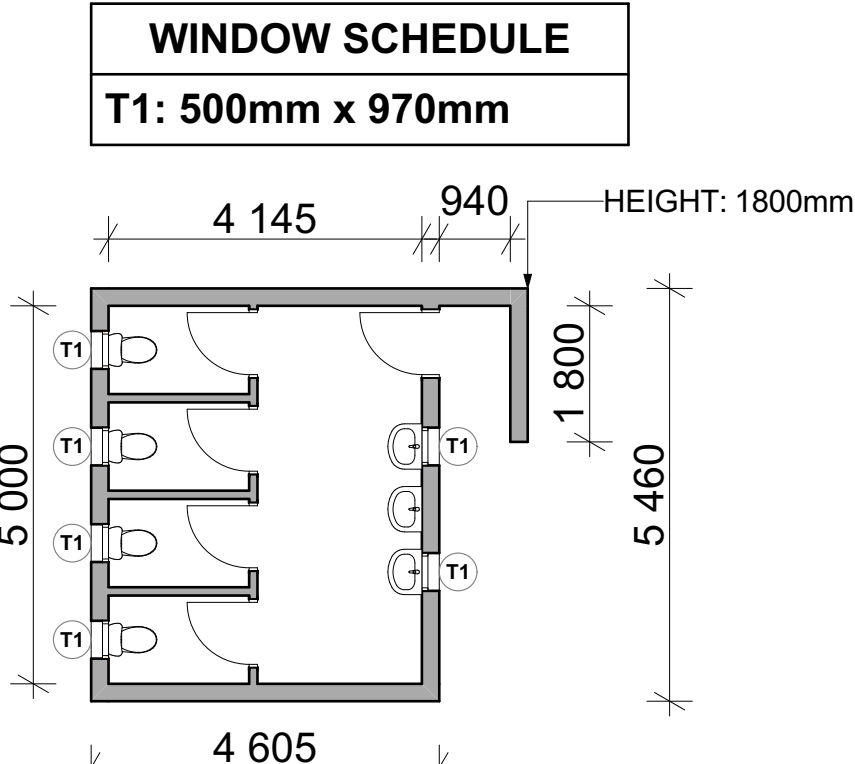


**BLOCK E - CLASSROOM TO BE DEMOLISHED**  
**SCALE - 1:100**

WINDOW SCHEDULE
T1: 980mm x 970mm
T2: 1000mm x 1240mm

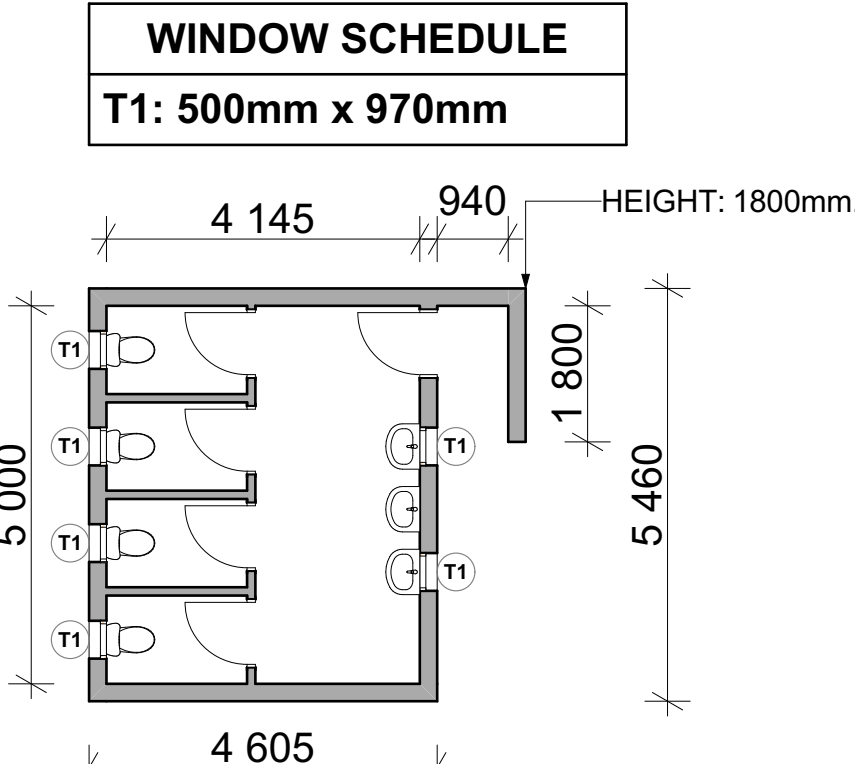


**BLOCK I CARETAKER'S HOUSE TO BE DEMOLISHED**  
**SCALE - 1:100**

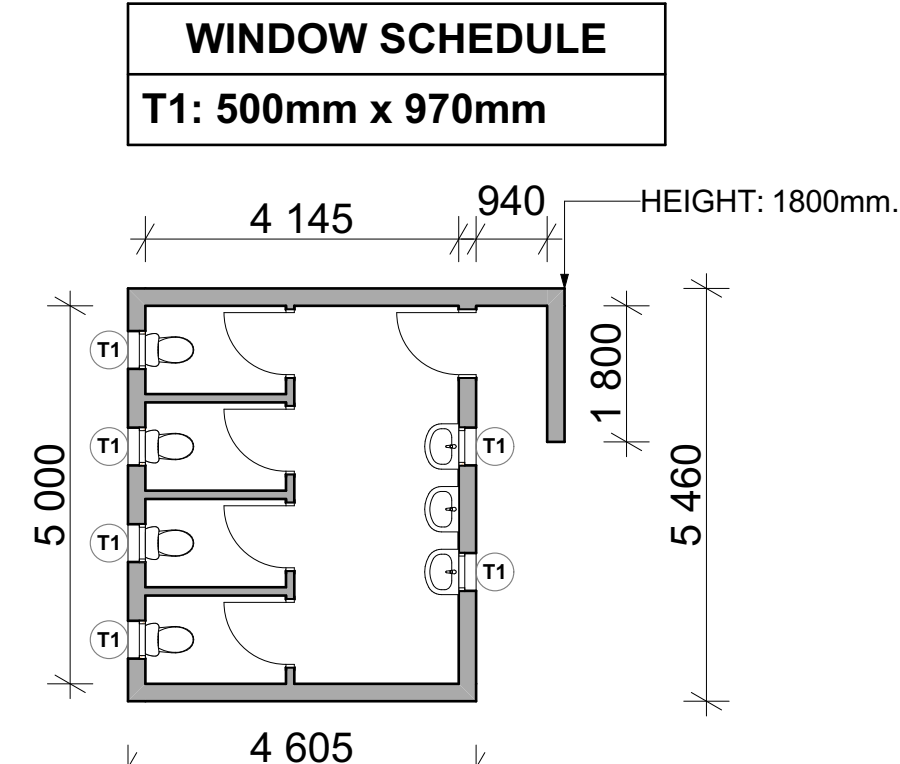


**BLOCK J ABLUTIONS TYPICAL PLAN**  
**SCALE - 1:100**

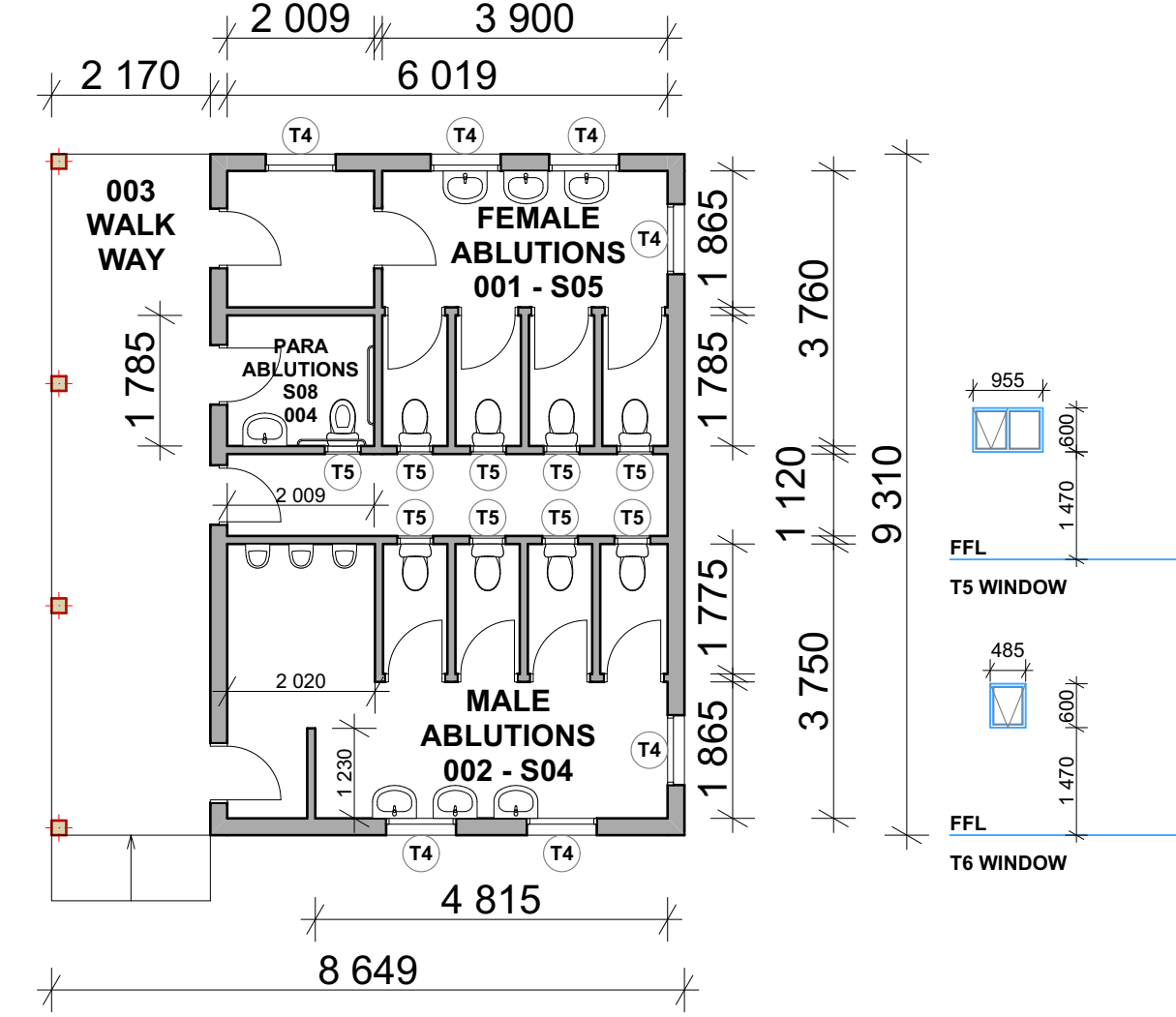
- BLOCKS J, K & L ABLUTIONS:** Scope of Works as per Stage 2 Assessment Report:
1. Install new gutters and downpipes. REFER TO TYPICAL DETAILS.



**BLOCK K ABLUTIONS TYPICAL PLAN**  
**SCALE - 1:100**

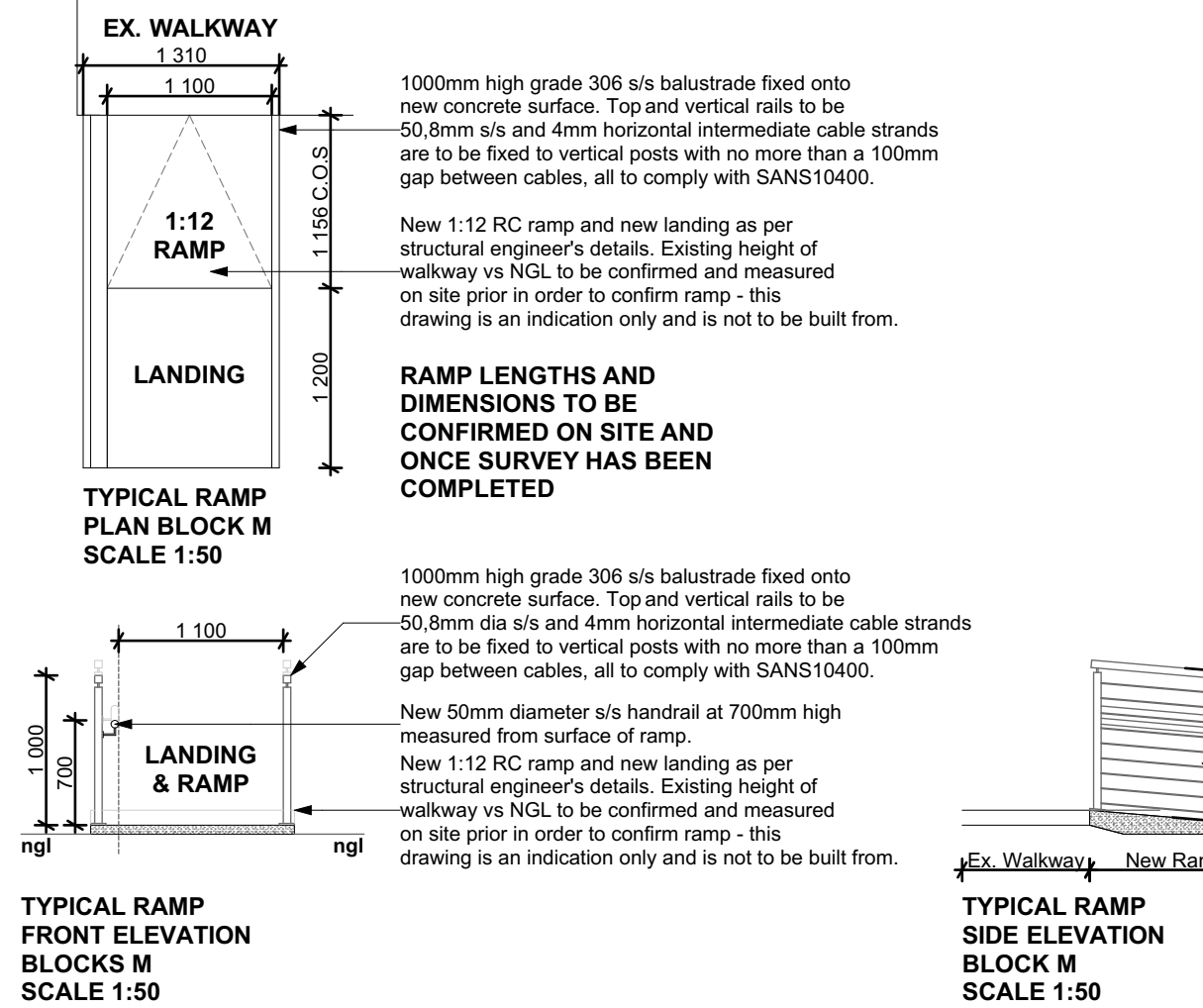


**BLOCK L ABLUTIONS TYPICAL PLAN**  
**SCALE - 1:100**



**BLOCK M - ABLUTIONS**  
**SCALE - 1:100**

**REMOVE EXISTING CONCRETE RAMP LEADING TO WALKWAY AND BUILD NEW:**



- BLOCK M ABLUTIONS:** Scope of Works as per Stage 2 Assessment Report:
1. All internal walls to be rubbed down, primed and repainted. REFER TO TYPICAL DETAILS.
  2. Replace 1 x cistern cover on WC (male ablution).
  3. Replace 1 x damaged WC. REFER TO IMAGE BELOW (male ablution).
  4. Replace 1 x T5 window glazing (male ablution).
  5. Replace ramp leading up to walkway. REFER TO DETAIL BELOW.
  6. Replace 2 x broken gutters with new to match existing.

**REPLACE 1 x WC TO MATCH EXISTING.**



Revisions:			
Rev No.	Date	Description:	Rev By
A	28/01/23	For Information Purposes Only	MM

Architect :  
Name : Mithasha Mistry  
Signature :  
Client :  
Name :  
Signature :



**DBSA**  
DEVELOPMENT BANK OF SOUTHERN AFRICA

Project: **CONDITION ASSESSMENT MONONTHA INTERMEDIATE SCHOOL**

Drawing description: **EXISTING FLOOR PLANS REFURBISHMENT SCOPE OF WORKS**

Drawn: **ISENZEKO ENGINEERING** (AD)  
Scale/s: **AS SHOWN ON DRAWING**

FOR INFORMATION  
Drawing Number: **082-MIS-102** Revision: **A**